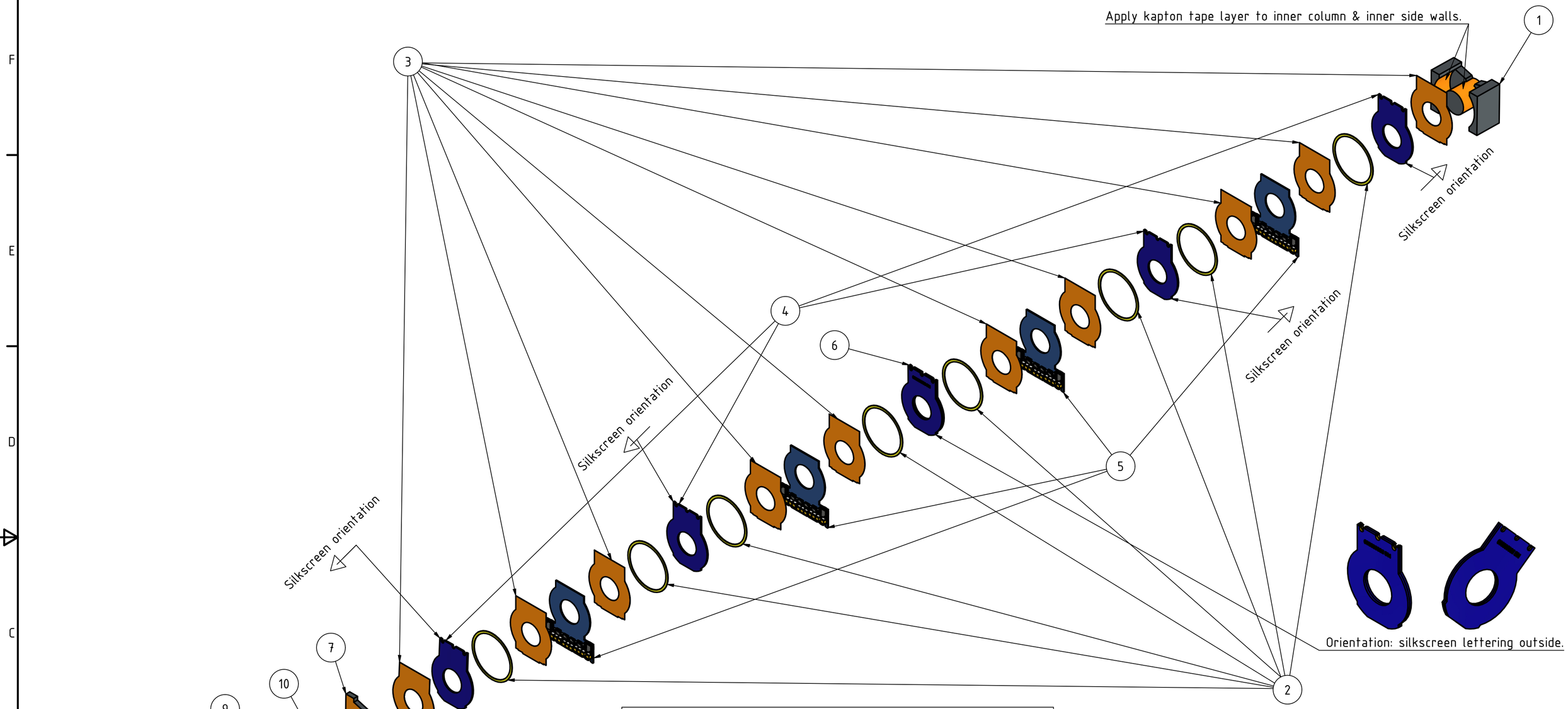

PARTS LIST			
ITEM	QTY	PART NUMBER	VENDOR
1	1	PQ35/17.4C1 DMR59 – NO GAP	Fericor (SLO)
2	8	SP500003071	Intectiv (SLO)
3	10	IS500003071	Semicore (AUT)
4	4	MG500003085	
5	4	MG100001429	
6	1	MG500003085 primary pair	
7	1	TQ35.1X26X3A DMR59 – 1 CORE	Fericor (SLO)
8	2	PQI35/11.4A1(PQ)DMR59 – 2.4mm gap	Fericor (SLO)
9	1	SP500003074	Intectiv (SLO)
10	1	LM 100001427 bobbin	
11	1	SP500003075	Intectiv (SLO)
12	1	LR100001427 bobbin	
13	1	SP100001427 0.2mm	Intectiv (SLO)

		Datum	Name
Gezeich		19.11.2024	Wernegger
Kontroll		10.12.2025	
Norm			

Status	Änderungen	Datum	Name

EX view & BOM

TF100001428

main transformers assembly

REF_8KW_HFHD_PSU

1

A2

Lr wire specification: Litz Wire Pack Feindrähte 512x 0,05mm Rupalit Safety V155
No of turns = 3

Lm wire specification: Litz Wire Pack Feindrähte 300x 0,05mm Rupalit Safety V155
No of turns: = 8

Lr wire length: ~50mm

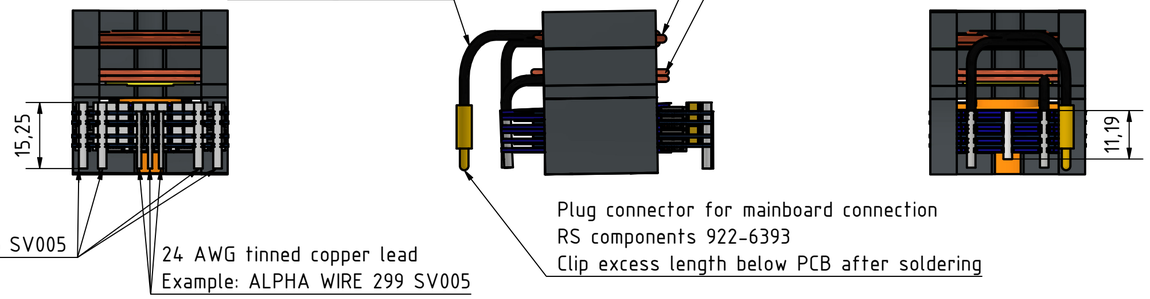

Add kapton to ferrite facing secondary boards,
as per the below image.



Tinned copper leads may be flush with bottom core halve, they are to be clipped after soldering to the PCB.

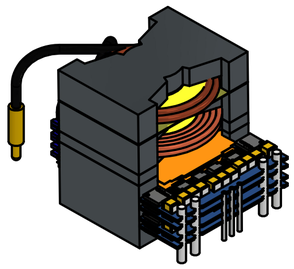

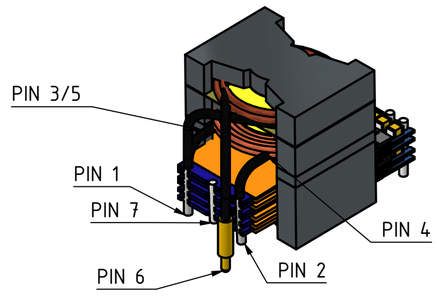



Dielectric strength:
Primary vs secondary: 3000V @ 50 Hz
Primary + secondary vs core: 500V @ 50 Hz
(Measurements to be done with transformer fully assembled!)

Measurement results:

- from pin 1 to pin 2 (Magnetizing inductance): ~101uH ± 5% @ 100 kHz
- from pin 3 to pin 4 (Lm): 9.97 uH ± 5% @ 500 kHz
- from pin 5 to pin 6 (Lr): 1.5 uH ± 5% @ 500 kHz

It is mandatory to calibrate the measuring device (open/short/load) prior to measurements!

					Datum	Name
				Gezeich	19.11.2024	Wernegger
				Kontroll	10.12.2025	
				Norm		
Status	Änderungen	Datum	Name			

TF100001428

main transformers assembly

REF_8KW_HFHD_PSU | 2 | A2

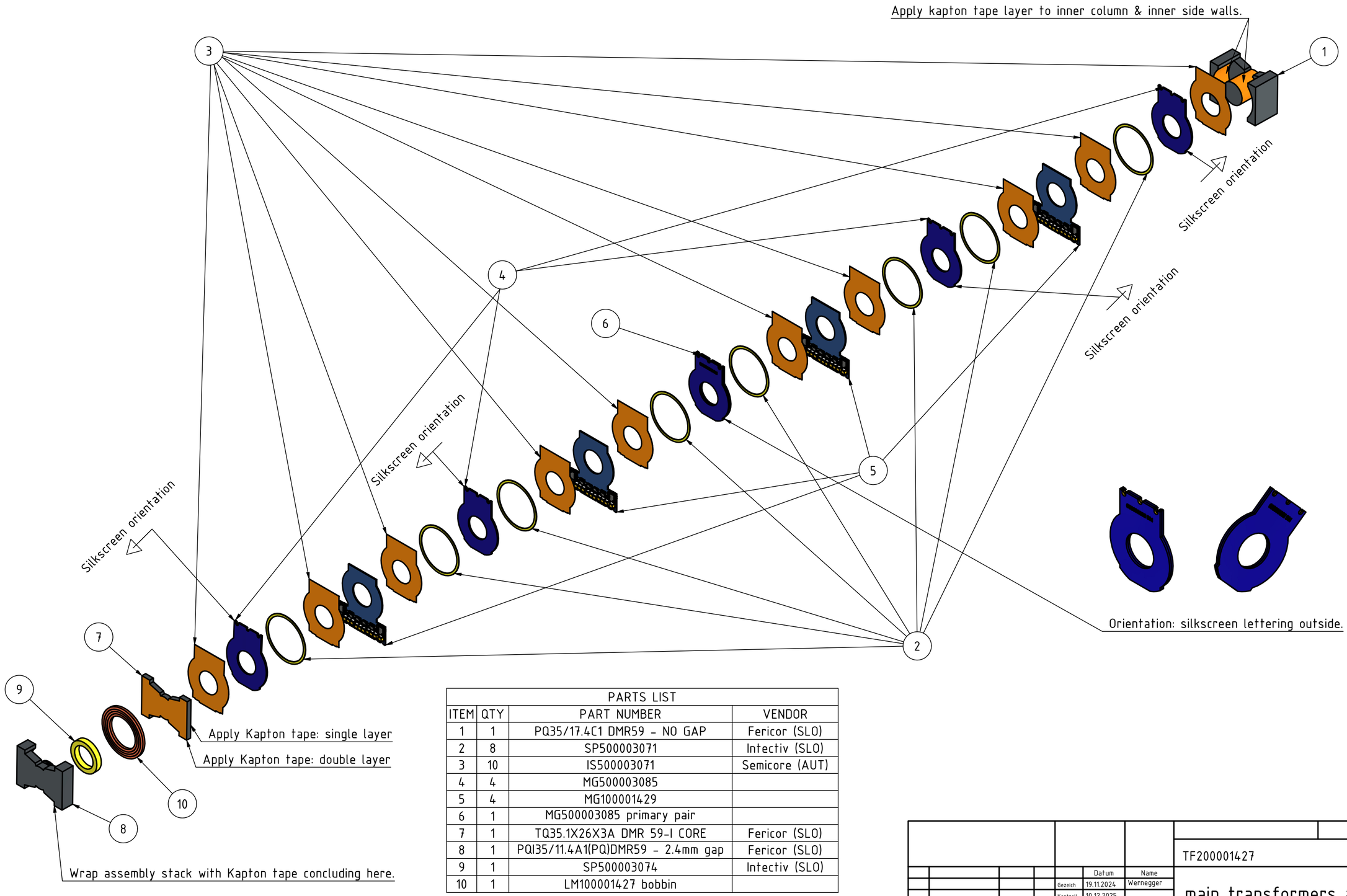

PARTS LIST			
ITEM	QTY	PART NUMBER	VENDOR
1	1	PQ35/17.4C1 DMR59 - NO GAP	Fericor (SLO)
2	8	SP500003071	Intectiv (SLO)
3	10	IS500003071	Semicore (AUT)
4	4	MG500003085	
5	4	MG100001429	
6	1	MG500003085 primary pair	
7	1	TQ35.1X26X3A DMR 59-I CORE	Fericor (SLO)
8	1	PQI35/11.4A1(PQ)DMR59 - 2.4mm gap	Fericor (SLO)
9	1	SP500003074	Intectiv (SLO)
10	1	LM100001427 bobbin	

	Datum	Name
Gezeich	19.11.2024	Wernegger
Kontroll	10.12.2025	
Norm		

Status | Änderungen | Datum | Name

TF200001427

main transformers assembly

REF_8KW_HFHD_PSU

3

A2

Lm wire specification:Litz Wire Pack Feindrähte 300x 0,05mm Rupalit Safety V155
No of turns: = 8

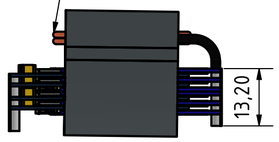

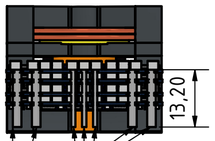

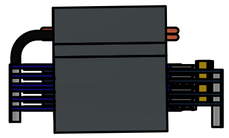

Tinned copper leads may be flush with bottom core halve, they are to be clipped after soldering to the PCB.

ALPHA WIRE 286 SV005

24 AWG tinned copper lead
Example: ALPHA WIRE 299 SV005

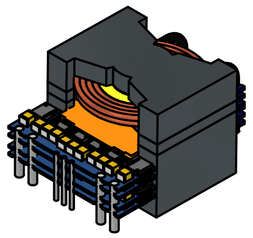

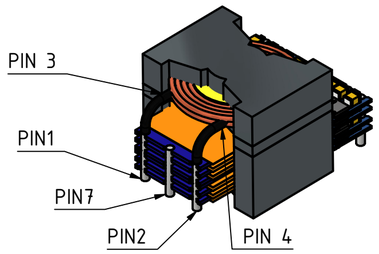

Add kapton to ferrite facing secondary boards,
as per the below image.





Dielectric strength:
Primary vs secondary: 3000V @ 50 Hz
Primary + secondary vs core: 500V @ 50 Hz
(Measurements to be done with transformer fully assembled!)

Measurement results:

· from pin 1 to pin 2 (Magnetizing inductance): ~101uH ± 5% @ 100 kHz

· from pin 3 to pin 4 (Lm): 10.0 uH ± 5% @ 500 kHz

It is mandatory to calibrate the measuring device (open/short/load) prior to measurements!

							TF200001427
					Datum	Name	
				Gezeich	19.11.2024	Wernegger	main transformers assembly
				Kontroll	10.12.2025		
				Norm			
							REF_8KW_HFHD_PSU 4
Status	Änderungen	Datum	Name				A2

PARTS LIST		
OBJEKT	ANZAHL	BAUTEILNUMMER
1	1	IS500003071

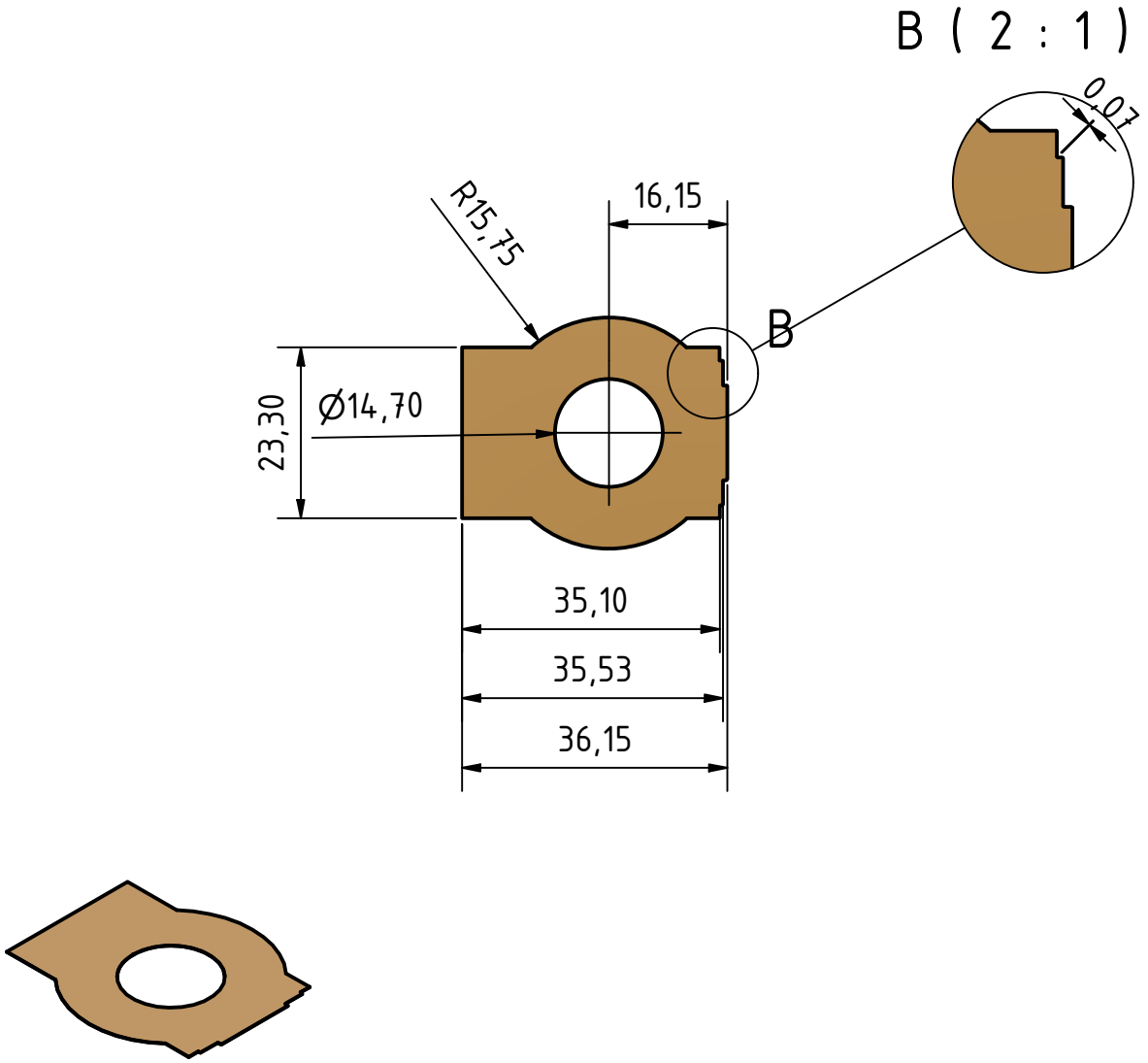

					Datum	Name
				Gezeich	19.11.2024	Wernegger
				Kontroll	10.12.2025	
				Norm		
Status	Änderungen	Datum	Name			

main transformers assembly

REF_8KW_HFHD_PSU

5

A4

PARTS LIST		
OBJEKT	ANZAHL	BAUTEILNUMMER
1	1	SP100001427 0.2mm

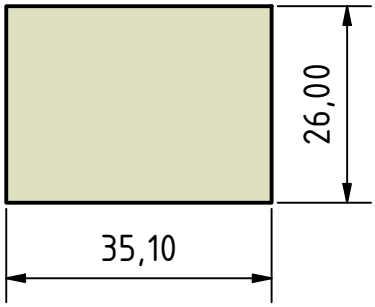

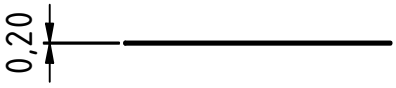

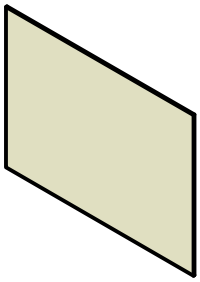

Material: FR4

	Datum	Name
Gezeich	19.11.2024	Wernegger
Kontroll	10.12.2025	
Norm		

main transformers assembly

REF_8KW_HFHD_PSU

6

A4

Status	Änderungen	Datum	Name

PARTS LIST		
ITEM	QTY	PART NUMBER
1	1	SP500003071_0_pt_20

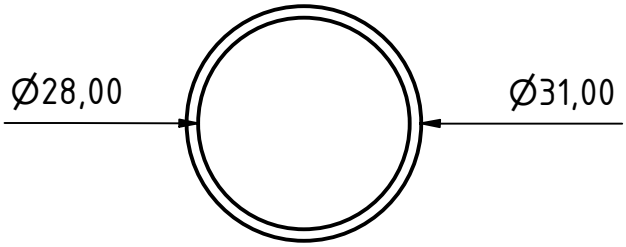

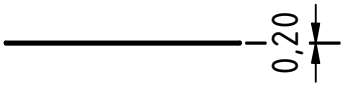



					Date	Name
				Drawn	19.11.2024	Wernegger
				Checked	10.12.2025	
				Standard		
State	Changes	Date	Name			

Material: FR4

main transformers assembly

REF_8KW_HFHD_PSU

7

A4

PARTS LIST		
ITEM	QTY	PART NUMBER
1	1	SP500003074

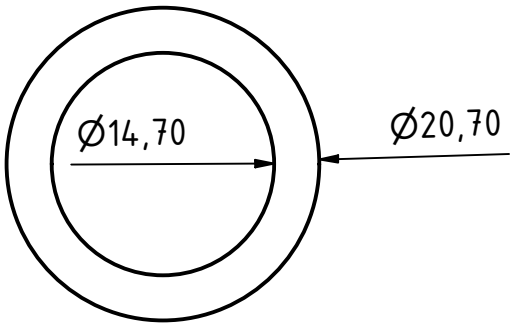

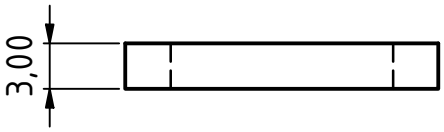



Material: FR4

	Date	Name
Drawn	19.11.2024	Wernegger
Checked	10.12.2025	
Standard		

main transformers assembly

REF_8KW_HFHD_PSU

8

A4

State	Changes	Date	Name

PARTS LIST		
OBJEKT	ANZAHL	BAUTEILNUMMER
1	1	SP500003075

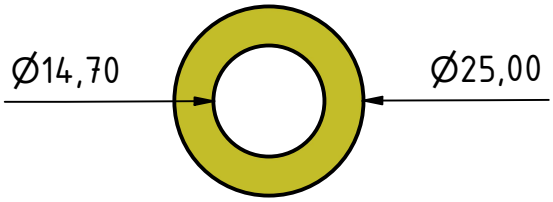





Material: FR4

	Datum	Name
Gezeich	19.11.2024	Wernegger
Kontroll	10.12.2025	
Norm		

main transformers assembly

REF_8KW_HFHD_PSU

9

A4

Status	Änderungen	Datum	Name